
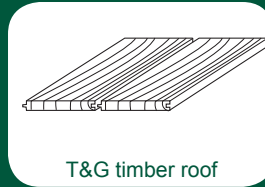
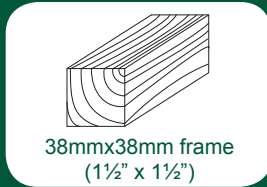
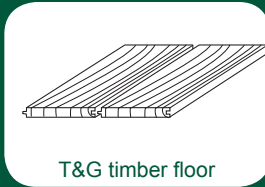
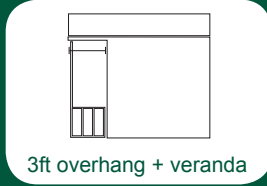


Built to the same high specifications as the Abinger, the Chilworth includes a 3ft veranda and overhang.

We can customise the summerhouse to meet your requirements, please see the features below

BUILD SPECS



nominal size		cladding style		optional extras		floor size/inches
imperial	metric	shiplap	loglap	on-site build fee	bearers with dpc	(minimum base)
6x6	1.83x1.83	£1,530	£1,670	£168	£73	109 x 71
5x7	1.52x2.13	£1,517	£1,655	£167	£71	97.5 x 82
6x7	1.83x2.13	£1,577	£1,723	£173	£86	109 x 82
4x8	1.22x2.44	£1,530	£1,670	£168	£82	85.5 x 94
5x8	1.52x2.44	£1,590	£1,736	£175	£82	97 x 94
6x8	1.83x2.44	£1,676	£1,836	£184	£98	109 x 94
7x8	2.13x2.44	£1,783	£1,963	£196	£98	120.5 x 94
8x8	2.44x2.44	£1,889	£2,090	£208	£114	132 x 94
6x9	1.83x2.74	£1,956	£2,142	£215	£110	109.5 x 106
8x9	2.44x2.74	£2,162	£2,382	£238	£129	132.5 x 106
5x10	1.52x3.05	£1,935	£2,121	£213	£102	97.5 x 118
6x10	1.83x3.05	£2,049	£2,248	£225	£122	109.5 x 118
7x10	2.13x3.05	£2,149	£2,368	£236	£122	120 x 118
8x10	2.44x3.05	£2,162	£2,382	£238	£143	132.5 x 118
10x10	3.05x3.05	£2,735	£3,015	£301	£163	156 x 118
8x11	2.44x3.35	£2,476	£2,742	£272	£157	132 x 130
6x12	1.83x3.65	£2,303	£2,537	£253	£147	109.5 x 142
7x12	2.13x3.65	£2,417	£2,670	£266	£147	120.5 x 142
8x12	2.44x3.65	£2,543	£2,817	£280	£171	132.5 x 142
9x12	2.74x3.65	£3,156	£3,497	£347	£171	144 x 142
10x12	3.05x3.65	£3,283	£3,643	£361	£196	156 x 142
8x13	2.44x3.96	£2,923	£3,256	£322	£186	132.5 x 153
6x14	1.83x4.26	£2,782	£3,081	£306	£171	109.5 x 164
8x14	2.44x4.26	£3,081	£3,428	£339	£200	132.5 x 164
10x14	3.05x4.26	£3,655	£4,062	£402	£228	156.5 x 164